











How to set up your own fundraising page using JustGiving.

You can create your own page to fundraise for Paul's Place from the JustGiving homepage (www.justgiving.com)

To create your page, just follow these steps:

-  Click 'Start fundraising' on the JustGiving homepage
-  Click on 'I'm raising money for a charity' – 'Start Fundraising'
-  Log in to your JustGiving account – if you don't have an account, click on 'Sign Up' at the bottom of the page and then enter your email address and click 'Continue' to set one up and fill in the required details (your name, email, create a password and address) and click 'Sign Up'
-  Search for and scroll down to 'Charities', select 'Paul's Place'
-  Let JustGiving know what you're doing to raise money – are you taking part in an event, celebrating an occasion (for example a birthday celebration instead of gifts), raising money in memory of someone or taking on your own personal challenge (for example sponsored skydive; 10k; cycle etc)
-  Select or search for your event (this step is only if you're creating a page for an organised event)
-  Finalise your selection – let JustGiving know if you're doing an event or challenge in memory of someone, if the charity is contributing to the cost of your fundraising and if you'd like to stay up to date with your charity's news and JustGiving news
-  Click 'Create your Page'.

Registered Company: Paul's Place (South West)

Registered Office: Serridge Lane, Coalpit Heath, BRISTOL, England. BS36 2TT

Registered Company No: 11165504

Registered Charity No: 1180398

01454 777236

info@paulsplace.org.uk

www.paulsplace.org.uk